


## Your One Stop Shop Insulation Provider

### Application: Insulating the Ground Floor Timber Joist

- **High Performance Glasswool Roll 34** applied **Between** the timber joist.
- U Value Results **0.22, 0.21, 0.19, 17 & 0.16 W/m<sup>2</sup>K**
- Calculation Reference: GF 25m<sup>2</sup> Timber Joist 1, 2, 3, 4, 5 & 6



### Building Regulations ROI

The current back stop U Value for the ground floor is **0.21 W/m<sup>2</sup>K**

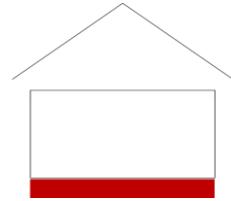
The preliminary building energy rating BER certificate will determine the U Value required for all new homes and extensive renovations. In most cases the U Values required are typically lower than the backstops.

- The lower the U Value the slower the heat loss
- The slower the heat loss the greater the savings

The insulation layer is simply the most important building material to consider when looking to achieve the best energy efficiency rating for your home. If the insulation layer is not fitted correctly it will fail. If the insulation fails, there will be no energy efficiency. The BER result does not take into account badly fitted insulation materials.

U Value Insulation  
Unit 505B, Northwest Business Park,  
Ballycoolin Dublin 15.  
Phone (01) 861 2000  
E Mail [sales@uvalue.ie](mailto:sales@uvalue.ie)  
<http://www.uvalue.ie>

Dermot Kearns Insulation Sales and Technical Advisor Mobile: 087-0526909




## Application: Insulating the Ground Floor Timber Joist

**150mm High performance glasswool roll 34** applied **Between** the timber joist

Calculation Method: I.S. EN ISO 6946, I.S. EN ISO 13370

**U-Value Result 0.22 W/m<sup>2</sup>K**



Layer	d (mm)	$\lambda$ layer	$\lambda$ bridge	Fraction	R layer	R bridge	Description
1	19	0.130			0.170		Rsi
2					0.146		Flooring
3	<b>150</b>	<b>0.034</b>	<b>0.130</b>	<b>0.110</b>	<b>4.412</b>	<b>1.154</b>	Airtight membrane optional <b>Glasswool Insulation Roll 34</b>
					0.170		Rs (underfloor)
	<u>169 mm</u>				4.898		

Total resistance: Upper limit: 4.020 Lower limit: 3.852 Ratio: 1.043 Average: 3.936 m<sup>2</sup>K/W  
 U-value of floor construction: 0.254 W/m<sup>2</sup>K

### Ground parameters:

Perimeter P: 20.00 m Wall thickness: 300 mm  
 Area A: 25.00 m<sup>2</sup> Ground type: Sand/gravel ( $\lambda = 2.0$  W/m·K)  
 P/A: 0.800 Rse: 0.04 m<sup>2</sup>K/W

U-value for ground (U<sub>g</sub>) 1.156 U-value of floor deck (U<sub>f</sub>) 0.254  
 Ventilation equivalent U-value (U<sub>x</sub>) 0.251 U-value overall 0.215

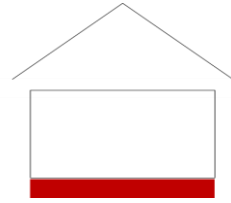
## U-Value (rounded) 0.22 W/m<sup>2</sup>K

### Contact Your Local Insulation Provider

U Value Insulation  
 Unit 505B, Northwest Business Park,  
 Ballycoolin Dublin 15.  
 Phone (01) 861 2000  
 E Mail [sales@uvalue.ie](mailto:sales@uvalue.ie)  
<http://www.uvalue.ie>

### Insulation Suggestions

- **150mm** Knauf Earthwool OmniFit Roll **34**
- **150mm** Superglass Timber and Rafter Roll **34**
- **150mm** Isover Metac Roll **34**




## Application: Insulating the Ground Floor Timber Joist

**160mm High performance glasswool roll 34** applied **Between** the timber joist

Calculation Method: I.S. EN ISO 6946, I.S. EN ISO 13370

**U-Value Result 0.21 W/m<sup>2</sup>K**



Layer	d (mm)	$\lambda$ layer	$\lambda$ bridge	Fraction	R layer	R bridge	Description
1	19	0.130			0.170		Rsi
2					0.146		Flooring
3	160	0.034	0.130	0.110	4.706	1.231	Airtight membrane optional <b>Glasswool Insulation Roll 34</b>
	<u>179 mm</u>				<u>0.170</u>		Rs (underfloor)
					5.192		

Total resistance: Upper limit: 4.247 Lower limit: 4.077 Ratio: 1.042 Average: 4.162 m<sup>2</sup>K/W  
 U-value of floor construction: 0.240 W/m<sup>2</sup>K

### Ground parameters:

Perimeter P: 20.00 m Wall thickness: 300 mm  
 Area A: 25.00 m<sup>2</sup> Ground type: Sand/gravel ( $\lambda = 2.0$  W/m·K)  
 P/A: 0.800 Rse: 0.04 m<sup>2</sup>K/W

U-value for ground (U<sub>g</sub>) 1.156 U-value of floor deck (U<sub>f</sub>) 0.240  
 Ventilation equivalent U-value (U<sub>x</sub>) 0.251 U-value overall 0.205

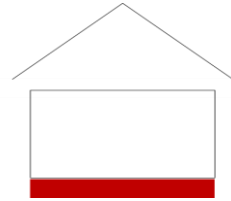
## U-Value (rounded) 0.21 W/m<sup>2</sup>K

### Contact Your Local Insulation Provider

U Value Insulation  
 Unit 505B, Northwest Business Park,  
 Ballycoolin Dublin 15.  
 Phone (01) 861 2000  
 E Mail [sales@uvalue.ie](mailto:sales@uvalue.ie)  
<http://www.uvalue.ie>

### Insulation Suggestions

- **160mm** Knauf Earthwool OmniFit Roll **34**
- **160mm** Superglass Timber and Rafter Roll **34**
- **160mm** Isover Metac Roll **34**




## Application: Insulating the Ground Floor Timber Joist

**180mm High performance glasswool roll 34** applied **Between** the timber joist

Calculation Method: I.S. EN ISO 6946, I.S. EN ISO 13370

**U-Value Result 0.19 W/m<sup>2</sup>K**



Layer	d (mm)	$\lambda$ layer	$\lambda$ bridge	Fraction	R layer	R bridge	Description
1	19	0.130			0.170		Rsi
2					0.146		Flooring
3	<b>180</b>	<b>0.034</b>	<b>0.130</b>	<b>0.110</b>	<b>5.294</b>	<b>1.385</b>	Airtight membrane optional
					<u>0.170</u>		<b>Glasswool Insulation Roll 34</b>
							Rs (underfloor)
	<u>199 mm</u>				<u>5.780</u>		

Total resistance: Upper limit: 4.700 Lower limit: 4.526 Ratio: 1.038 Average: 4.613 m<sup>2</sup>K/W  
 U-value of floor construction: 0.217 W/m<sup>2</sup>K

### Ground parameters:

Perimeter P: 20.00 m Wall thickness: 300 mm  
 Area A: 25.00 m<sup>2</sup> Ground type: Sand/gravel ( $\lambda = 2.0$  W/m·K)  
 P/A: 0.800 Rse: 0.04 m<sup>2</sup>K/W

U-value for ground (U<sub>g</sub>) 1.156 U-value of floor deck (U<sub>f</sub>) 0.217  
 Ventilation equivalent U-value (U<sub>x</sub>) 0.251 U-value overall 0.188

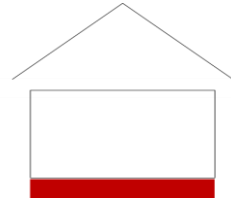
## U-Value (rounded) 0.19 W/m<sup>2</sup>K

### Contact Your Local Insulation Provider

U Value Insulation  
 Unit 505B, Northwest Business Park,  
 Ballycoolin Dublin 15.  
 Phone (01) 861 2000  
 E Mail [sales@uvalue.ie](mailto:sales@uvalue.ie)  
<http://www.uvalue.ie>

### Insulation Suggestions

- **180mm** Knauf Earthwool OmniFit Roll **34**
- **180mm** Superglass Timber and Rafter Roll **34**
- **180mm** Isover Metac Roll **34**




## Application: Insulating the Ground Floor Timber Joist

**200mm High performance glasswool roll 34** applied **Between** the timber joist

Calculation Method: I.S. EN ISO 6946, I.S. EN ISO 13370

**U-Value Result 0.17 W/m<sup>2</sup>K**



Layer	d (mm)	$\lambda$ layer	$\lambda$ bridge	Fraction	R layer	R bridge	Description
1	19	0.130			0.170		Rsi
2					0.146		Flooring
3	200	0.034	0.130	0.110	5.882	1.538	Airtight membrane optional <b>Glasswool Insulation Roll 34</b>
	<u>219 mm</u>				<u>0.170</u>		Rs (underfloor)
					6.369		

Total resistance: Upper limit: 5.152 Lower limit: 4.974 Ratio: 1.036 Average: 5.063 m<sup>2</sup>K/W  
 U-value of floor construction: 0.197 W/m<sup>2</sup>K

### Ground parameters:

Perimeter P: 20.00 m Wall thickness: 300 mm  
 Area A: 25.00 m<sup>2</sup> Ground type: Sand/gravel ( $\lambda = 2.0$  W/m·K)  
 P/A: 0.800 Rse: 0.04 m<sup>2</sup>K/W

U-value for ground (U<sub>g</sub>) 1.156 U-value of floor deck (U<sub>f</sub>) 0.197  
 Ventilation equivalent U-value (U<sub>x</sub>) 0.218 U-value overall 0.173

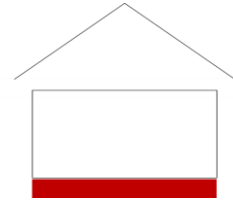
## U-Value (rounded) 0.17 W/m<sup>2</sup>K

### Contact Your Local Insulation Provider

U Value Insulation  
 Unit 505B, Northwest Business Park,  
 Ballycoolin Dublin 15.  
 Phone (01) 861 2000  
 E Mail [sales@uvalue.ie](mailto:sales@uvalue.ie)  
<http://www.uvalue.ie>

### Insulation Suggestions

- **100mm x 2** Knauf Earthwool OmniFit Roll **34**
- **100mm x 2** Superglass Timber and Rafter Roll **34**
- **100mm x 2** Isover Metac Roll **34**




## Application: Insulating the Ground Floor Timber Joist

**220mm High performance glasswool roll 34** applied **Between** the timber joist

Calculation Method: I.S. EN ISO 6946, I.S. EN ISO 13370

**U-Value Result 0.16 W/m<sup>2</sup>K**



Layer	d (mm)	$\lambda$ layer	$\lambda$ bridge	Fraction	R layer	R bridge	Description
1	19	0.130			0.170		Rsi
2					0.146		Flooring
3	220	0.034	0.130	0.110	6.471	1.692	Airtight membrane optional <b>Glasswool Insulation Roll 34</b>
	<u>239 mm</u>				<u>0.170</u>		Rs (underfloor)
					6.957		

Total resistance: Upper limit: 5.605 Lower limit: 5.423 Ratio: 1.033 Average: 5.514 m<sup>2</sup>K/W  
 U-value of floor construction: 0.181 W/m<sup>2</sup>K

### Ground parameters:

Perimeter P: 20.00 m Wall thickness: 300 mm  
 Area A: 25.00 m<sup>2</sup> Ground type: Sand/gravel ( $\lambda = 2.0$  W/m·K)  
 P/A: 0.800 Rse: 0.04 m<sup>2</sup>K/W

U-value for ground (U<sub>g</sub>) 1.156 U-value of floor deck (U<sub>f</sub>) 0.181  
 Ventilation equivalent U-value (U<sub>x</sub>) 0.251 U-value overall 0.161

## U-Value (rounded) 0.16 W/m<sup>2</sup>K

### Contact Your Local Insulation Provider

U Value Insulation  
 Unit 505B, Northwest Business Park,  
 Ballycoolin Dublin 15.  
 Phone (01) 861 2000  
 E Mail [sales@uvalue.ie](mailto:sales@uvalue.ie)  
<http://www.uvalue.ie>

### Insulation Suggestions

- **220mm** Knauf Earthwool OmniFit Roll **34**
- **220mm** Isover Metac Roll **34**

# Simple Insulation Solutions

## Timber Floor Joist Insulation

Glasswool insulation applied **Between** the ground floor timber joist.

**Before we can provide a solution we need to know the following**

### Question 1

What is the total floor area in m<sup>2</sup>

### Question 2

What is the total exposed perimeter wall area in lm

### Question 3

What is the depth of the floor joist?

Are they 100mm, 125mm, 150mm, 180mm or 225mm?

The answer to this question will determine the insulation space available between the floor joist.

### Question 4

What is the spacing/centers between the floor joist?

Are they 300mm, 400mm or 600mm centres?

The answer to this question will determine the bridging factor.

### Question 5

Are you applying an airleakage barrier above the floor joist?

Yes, is the best option, airtightness reduces heat loss.

### Question 6

What U value would you like to achieve? **Example: 0.21 Good 0.18 Better 0.16 Best**

**NOTE:** The space below the ground floor joist is typically a ventilated space. Ventilation is required in this area to reduce the risk of water and moisture damage to the floor joist. Timber floor joist are natural building materials and will continue to expand and contract over the entire lifetime of the building. Small gaps between the insulation layers and the sides of the timber joists can considerably reduce the overall thermal performance of the floor. Cold air must not be permitted to circulate on the warm side (inside) of the insulation materials applied between the floor joist. The application of an airtight membrane applied above the timber floor joist will greatly reduce the levels of cold air entering the occupied/heated space. High performance glasswool insulation materials are flexible and easy to apply making it easier to achieve a snug fit between the construction layers. Glasswool insulation materials are non-combustible with an A1 Fire rating, Glasswool insulation materials are vapour open allowing the structure to breathe freely through the construction layers. Glasswool will also provide a level of acoustic sound reduction from external noise such as traffic noise entering through the ventilated area. Glasswool insulation materials provide Thermal, Acoustic, Breathable and Fire Safe solutions.

## Insulation and Associated Building Materials

- ✓ Knauf Earthwool OmniFit Roll **34**
- ✓ Superglass Timber and Rafter Roll **34**
- ✓ Isover Metac Roll **34**
- ✓ Airtight membrane, airtight tapes and airtight sealants
- ✓ Breathable membrane
- ✓ Tenax insulation support netting

For more information and pricing please call 01-8612000

Dermot Kearns Insulation Sales and Technical Advisor Mobile: 087-0526909